



# Photography Trip To Madagascar With Pierre Koval-Osten And Andringitra Mountains


**Offer ID:** UAM-48

**Length of Time:** 14

**Price from:** 3460 €

Visiting Madagascar once in a lifetime is already a unique opportunity. Explore this island with a photographer as your guide and learn how to capture it through your lens. The difference is seeing the journey in a different light. If you have a passion for photography, this experience is perfect for you. Book your Day now and embark on a journey like no other.

## Travel Days

Day Description	Images
<p><b>Day 1: Arrival in Antananarivo</b></p> <p>After completing the visa formalities, you will be picked up at the airport by one of our guides or directly by us. Depending on the arrival time, either a hotel transfer and well-deserved rest will be on the agenda, or if time allows, various activities will be offered.</p> <p>Accommodation at the "Villa Sibylle"</p>	 <p>© Pierre Koval</p>

## Day Description

### Day 2: Antananarivo to Andasibe

- **Wildlife Photography Theory Workshop (1):  
Telephoto and Super-telephoto Photography in the  
Rainforest (Andasibe):**

Choosing the right focal length is essential in wildlife photography. It's not always "the longer, the better". We will explore the visual effects of different focal lengths and their impact on image composition and storytelling. How can I control focal length, what are the advantages and disadvantages of using long focal lengths for image composition? How to handle telephoto and super-telephoto lenses in the field? Different autofocus modes, AF sensors, operating modes. Light metering in extreme situations. Burst mode shooting.

## Images



## Day Description

### Day 3: Lemurs in Andasibe

- **Practical workshop on wildlife photography (1):  
Telephoto and super telephoto photography in the  
rainforest (Andasibe):**

In small groups of 4-6 participants, we will apply the knowledge gained from the previous day in the field and provide individual coaching to deepen your skills. We will be there to assist you in mastering even the most challenging photographic situations. There will be opportunities to test super telephoto lenses with Canon mounts for specific shooting situations. The morning and afternoon will be dedicated to capturing the various lemur species, especially the largest ones: the Indris.

- **Practical workshop on wildlife photography (2):  
Telephoto and macro photography at night in the  
rainforest (Andasibe):**

After a short briefing, small groups of 4-6 participants will set out on a night excursion to photograph the various reptile and amphibian species of the rainforest. Different flash techniques will be demonstrated using examples,

## Images



## Day Description

### Day 4: Andasibe Rainforest

- **Hands-on Wildlife Photography Workshop (3):  
Telephoto and Supertelephoto Photography in the  
Rainforest (Andasibe):**

Great nature and wildlife photography thrives on the opportunities that are presented and those that one must work for.

So, we set off once again to photograph a variety of lemurs and reptiles in the rainforest.

We are here to assist you throughout, helping you master even the most challenging photographic situations. You will also have the opportunity to test Supertelephoto lenses with Canon mount for individual shooting situations.

- **Hands-on Wildlife Photography Workshop:  
Telephoto and Macro Photography at Night in the  
Rainforest (Andasibe):**

At night, not all cats are gray. We venture into the nocturnal rainforest once again, honing our flash techniques.

Our goal is to capture the many reptile and

## Images



## Day Description

## Images


### Day 5: Andasibe

- **Photo Review: Wildlife Photography (Andasibe):**

Let's review your best works from the past few days together and discuss the results constructively on a big screen. Constructive criticism is what really helps us improve. What's already working well, what can we work on in the coming days, and most importantly, how? Solution-oriented approaches will take your photography to the next level, and we will also have time to learn some editing techniques and possibilities.

- **Theory Workshop: Landscape Photography - Long Exposure and Filter Photography (East Coast):**

Landscape photography requires peace and time. We will first focus on the relevant technical aspects such as focal length, focusing, camera modes, tripod, exposure evaluation using histograms, filter use possibilities, and then move on to creative aspects such as composition, leading lines, long exposure techniques.



## Day Description

### Day 6: Andasibe-Ankanin'ny Nofy

- **Landscape Photography Workshop: Sunrise and Sunset by the River and Sea (East Coast):**

In small groups of 4-6 participants, we will apply the knowledge from the previous day in the field and deepen it through individual coaching sessions. We will be there to assist and guide you throughout, helping you master even the most challenging photographic situations. We will start at the blue hour by the sea, capturing the colorful, gentle hues of the sunrise against the wonderfully soft water. For sunset, we will focus on reflections at the Canal de Pangalanes and set up our tripods for a variety of angles.

- **Photo excursion on the Canal de Pangalanes (East Coast):**

From the river, you get a unique perspective on the land and wildlife. Join us for a leisurely photo safari along the Canal de Pangalanes. Whether you have your telephoto lens ready at all times or prefer to relax and observe nature, the Canal offers a one-of-a-kind experience.

## Images



## Day Description

### Day 7: Dreaming at the Water's Edge

- **Practical Workshop on Landscape Photography: Sunrise and Sunset at the River and Sea Part 2 (East Coast):**

Every day is different, just like every sunrise and sunset. We will take advantage of the stunning location to create new image ideas and play with exposure time and light to achieve different looks.

We will explore both the coast of the Indian Ocean and the mangroves of the Canal de Pangalan.

- **Practical Workshop on Wildlife Photography: Telephoto and Macro Photography at the Wildlife Reserve (East Coast):**

In small groups of 2-6 participants, we will roam the private reserve right by the Canal and have the opportunity to photograph numerous representatives of the Malagasy wildlife, such as lemurs and reptiles.

We will work on improving your shooting techniques and bringing interesting image ideas to life.

## Images



## Day Description

### Day 8: Dream Day – Antananarivo-Antsirabe

- **Photo Review: Landscape and Wildlife Photography (Antsirabe):**

Join us as we review your best works from the past few days and discuss the results constructively on a large screen. Constructive criticism is what really helps you improve. What is already going well, what can you still work on in the next few days, and most importantly, how? Solution-oriented approaches will take your photography to the next level, and we will also have time to learn some editing steps and possibilities together.

## Images



## Day Description

### Day 9: Antananarivo-Ambalavao

- **Theory Workshop on Animal Photography and Macro Shots (Andringitra):**

At our theory workshop, we focus on the art of animal photography and capturing macro shots. Exploring the intricate details in the macro world opens up a fascinating realm, but it requires knowledge of its challenges to showcase it effectively. We will delve into the technical hurdles to overcome, discuss composition in the microcosm, emphasize the importance of less is more by setting focal points strategically, and explore how to make the most of different lighting situations.

## Images



## Day Description

### Day 10: Andringitra Massif

- **Landscape Photography Workshop: Capturing Sunrise and Sunset in the Andringitra Massif:**

Join us with your cameras and tripods to witness the daybreak in the Andringitra Massif. In addition to wide-angle shots, the mountain landscape is perfect for capturing close-up details in perfect light using telephoto lenses. We will explore exposure bracketing techniques to master these lighting conditions even without graduated filters. Practice makes perfect, so we will also experiment with different angles for landscape photography during sunset.

- **Wildlife Photography Workshop: Telephoto and Macro Photography in the Tsaranoro Valley (Andringitra):**

In small groups of 2-6 participants, we will explore the Tsaranoro Valley, a part of the Andringitra Massif. While tracking the ring-tailed lemurs known as Kattas, we will enhance our telephoto photography skills. Later, deep in the forest, we will encounter a recently discovered gecko species in a small cave, where we will

## Images



## Day Description

### Day 11: Pic Chamäleon-Tsaranoro

- **Landscape Photography Workshop: Panoramas from Peak Chamäleon and/or West Flank of the Andringitra Massif:**

We will head to Peak Chamäleon and/or the southern flank of the Andringitra Massif depending on the weather conditions. We will take advantage of the breathtaking views to delve into panoramic photography. What camera settings are necessary? How many photos at which focal length? What is the nodal point and when is it important? Creating raw files suitable for panoramas? Panorama accessories?

Back at our lodge, we will focus on software-based stitching of our panoramas.

- **Landscape Photography Workshop: Night and Astropanoramas (Andringitra):**

Right after dinner, we will combine our newly acquired panorama knowledge with astrophotography. The low light pollution in the Andringitra Massif and the absence of the moon in the early night hours allow us to capture the

## Images



## Day Description

### Day 12: Tsaranoro-Anja Park-Ambalavao

- **Photography Workshop: Telephoto and Macro Photography at Anja Reserve:**

- 

In small groups of 4-6 participants, we will explore the Anja Reserve, a foothill of the Andringitra Massif. For telephoto photography, we will search for the Ring-tailed Lemurs, while scouring the leaf litter for Dwarf Chameleons, perfect subjects to improve our focus stacking skills.

We will also practice focus stacking on various succulents (cacti) found on the rock plateaus. Other workshop topics include composition and open aperture techniques.

There will be opportunities to test Canon macro and super telephoto lenses for specific shooting situations.

- **Photography Workshop: Panoramas and Sunset at Anja Reserve**

We will take advantage of the stunning views from the rock plateaus during our hike through

## Images



## Day Description

### Day 13: Ambalavao-Antananarivo

- **Photo Review: Macro and Astrophotography (Antsirabe):**

Let's review your best works from the past few days and discuss the results constructively on a large screen.

Constructive criticism is what really helps you improve.


What should you focus on in the future?

Clarification of any open questions?

Solution-oriented approaches will take your photography to the next level, and we will also have time to look at some editing steps and possibilities as examples.

## Images



Day Description	Images
<p><b>Day 14: Antananarivo and Surroundings</b></p> <p><b>Day at leisure (Tana):</b></p> <p>After two weeks of looking through the viewfinder, it's time on the day of departure to take in the country and its people without the camera.</p> <p>There are various optional excursions available, such as the former royal palace of Madagascar: The Rova, a crocodile farm, a lemur park, etc. Of course, you can also use the time to relax and prepare for your journey back home.</p> <ul style="list-style-type: none"> <li>• <b>Image review: "Best of" and feedback (Tana):</b></li> </ul> <p>Lastly, we will review together your best works from the past two weeks and discuss the results constructively on a large screen.</p> <p>Constructive criticism is what truly helps you improve.</p> <p>How has your style of photography evolved over the past 2 weeks?</p> <p>What is still unclear? What is the next step?</p>	

## Day Description

### Comments on Nature Photography

All photo spots, locations, and workshop contents are carefully planned based on our extensive experience as nature photographers and travelers in Madagascar.

However, the factor of nature in nature photography remains somewhat unpredictable. Therefore, we reserve the right to modify the schedule and order of workshops in exceptional cases.

For example, if the weather does not allow for certain landscape shots on the planned day, if routes are impassable, or if certain species of wildlife cannot be found on that particular day.

We have enough flexibility in the timing and alternative locations planned for both the animal and landscape photography workshops, so that all content can be conveyed and practiced in extreme cases as well.

We look forward to welcoming you and creating

## Images



# Facts & Figures

Price per person in Bed & Breakfast:

There is an additional charge of 690.00 euros for providing a single room.

2 Guests	3780	€
3 Guests	3660	€
4 Guests	3590	€
6 Guests	3490	€
8 Guests	3460	€

# Services

## Services

The services included in the base price

- Complete planning and logistics
- English-speaking assistance and tour guide
- 1 experienced workshop leader/mentor
- High-quality vehicles including driver and fuel
- All accommodations in the specified hotels
- Breakfast meals
- Transfers, taxes, and rides specified in the program

Services not included in the base price

- Lunch, dinner, drinks, and other individual meals
- Tips and all personal expenses
- Entrance fees for national parks and private parks
- Additional local guides and optional leisure activities
- Airfare for international and domestic flights
- Flight taxes and airport fees
- Travel health insurance and trip cancellation insurance

- Visa costs (currently not applicable)