



# Mineralogical Journey Through Madagascar


**Offer ID:** UAM-67

**Length of Time:** 16

**Price from:** 2600 €

If you are planning a trip through Madagascar and want to capture, purchase, or even mine some of its treasures, you should be aware that you are embarking on an unparalleled adventure. Get ready for a Day filled with unique experiences and unforgettable memories!

## Travel Days

Day Description	Images
<p><b>Day 1: Arrival in Antananarivo</b></p> <p>The travel participants arrived in Madagascar through the airport in Antananarivo and were picked up by a driver and taken to a nearby hotel.</p> <p>Since <b>flights from Europe</b> usually land in Madagascar at night, we recommend contacting us in advance so we can fulfill any personal requests regarding food and drinks you would like to have after your arrival.</p>	 A close-up photograph of several rough, faceted gemstones, likely rubies, in various shades of pink and red. The stones are arranged on a dark, reflective surface, with some showing internal inclusions and facets. The lighting highlights the translucency and color variations of the stones.

## Day Description

### Day 2: Antananarivo and Drive to Antsirabe

On the second day, after breakfast, the journey continued southward.

Upon arriving in Antsirabe, there were already opportunities to see minerals.

The local mineral market, which takes place daily, was the next highlight on the participants' itinerary, where red tourmalines and quartz specimens were purchased.

During this visit, travelers were able to learn about various **gemstone deposits in Madagascar** and, if desired, make some mineral purchases.

On the exemplary trip in 2011, a blue topaz crystal, formed as a perfect single crystal, was acquired.

Overnight stay at Hotel Chambres du Voyageur.

## Images



## Day Description

### Day 3: Trip to Ibity


On the third day of the trip, some particularly exciting experiences were on the agenda, as participants could **search and collect minerals themselves** for the first time.

Tourmalines were especially sought after by the participants.

Afterwards, red tourmaline crystals, epidote specimens, and various rose quartz pieces could be purchased from villagers and other miners. The rose quartz pieces were particularly impressive, as they were simply found along the roadside, where they had been piled up for construction purposes.

## Images



Day Description	Images
<p><b>Day 4: Visit to Quartz Discovery Site</b></p> <p>On the fourth day, tour participants had the opportunity to enjoy a particularly beautiful discovery site, surrounded by gorgeous plants and flowers: they visited a <b>quartz discovery site near Antsirabe</b>, where endless discovery opportunities awaited the travelers.</p> <p>This discovery site is highly recommended for families as well.</p>	




## Day Description

### Day 5: Continuing the journey to Ambositra and Ambatofinandrahana

On the fifth day, travelers bid farewell to Antsirabe and continued their journey to Ambositra. There, they were treated to an excellent Malagasy meal and had the opportunity to purchase some **charming and world-renowned wood carvings**. Next, they headed to **Ambatofinandrahana**, where they were welcomed at a cozy guesthouse with delicious cuisine.

## Images



Day Description	Images
<p><b>Day 6: Visit to the Tourmaline Mine</b></p> <p>The tourmaline mine was the adventurous highlight on the sixth day.</p> <p>First, we traveled on a very poorly maintained road to the mine, where numerous discoveries awaited.</p> <p>In addition, there were also numerous, sometimes still unprocessed quartz bands available for purchase at incredibly low prices right at the mine.</p> <p>Experience has shown that this day is one of the absolute highlights of the trip.</p>	

## Day Description

### Day 7: Continuing the Journey towards Ambalavao

At the beginning of the day, the participants were focused on shopping for the **finest quartz specimens** at very reasonable prices in Ambatofinandrahana. All purchases were securely packed for safe transportation, ensuring that even the large specimens were well protected.

Afterwards, the travelers bid farewell to Ambatofinandrahana and set off on their **journey to Ambalavao**.

Leaving the beautiful highland landscape behind, the excursionists drove through Fianarantsoa **towards Ambalavao**.

For those planning their own itinerary, a visit to the bustling **Zebu market** or a tour of one of the renowned paper factories in Ambalavao could be arranged.

The art of silk production is also highly valued in this town.

## Images





## Day Description

### Day 8: Excursion to the Quartz Discovery Site

On this day, the tourists first visited a **quartz discovery site in the vicinity of Ambalavao**.

However, it turned out to be less spectacular than expected.


Nevertheless, the **stunning hike through the breathtaking nature** of the surroundings made up for it.

Additionally, the excursion participants encountered a group of children washing gold in the rice fields.

Meeting the villagers also provided the opportunity to capture many fantastic moments with the camera for eternity.

## Images



Day Description	Images
<p><b>Day 9: Visit to an Abandoned Aquamarine Mine</b></p> <p>The ninth day of the journey through Madagascar was marked by a relatively spontaneous action, as a local who had heard about the travelers' search for minerals showed up and offered various crystals such as star sapphires, rubies, and smokey quartz for sale.</p> <p>Since the quality seemed more than reasonable for the price, some of the participants in the trip purchased a few of the specimens.</p> <p>The man then accompanied the participants to an abandoned aquamarine mine, where they were able to still find some valuable pieces.</p>	 A large, faceted, deep green aquamarine crystal specimen. The crystal is roughly rectangular with sharp edges and visible crystal faces. It has a rich, vibrant green color with some internal inclusions and a slightly rough, natural texture. The lighting highlights its transparency and the facets.

## Day Description

### Day 10: Visit to Anja Park and onward journey to Ranohira

On Day 10, we started by visiting the market in Ambalavao, where we purchased a suitcase to store the various treasures collected during the trip.

Next, we visited the nearby [ANJA Park](#).

In this private park, travelers had the opportunity to observe numerous ring-tailed lemurs and other animals up close before continuing their journey to Ranohira.

## Images





## Day Description

### Day 11: Visit to Ilakaka

In a way, Ilakaka resembles a **town from the Wild West**.

While back then the population was struck by gold fever, in Ilakaka it's the sapphires that people are after.

The **visit to a [sapphire mine in Ilakaka](#)** is the highlight of the day.

Watching the local workers, who are mostly poorly paid day laborers, toil forward without protection is not always easy, but still a spectacular experience.

## Images





## Day Description

### Days 12 and 13: Relaxation at the Mozambique Channel

To conclude the trip, we headed to a small beach town called Sarondrano, located on the Mozambique Channel, passing through Tulear.

In this beach town, participants could relax on the beach, snorkel, or engage in various other activities for a few days before flying back to Antananarivo and then on to Europe.

As mentioned before detailing the travel itinerary, this is an exemplary trip that we organized, accompanied, and conducted in 2011.

For your individual vacation in Madagascar, other tours are also possible. Feel free to contact us and together we can plan a **journey through Madagascar** that fulfills all your wishes.

## Images



## Day Description

### Day 14- Domestic Flight from Tulear to Antananarivo

After breakfast, we bid farewell to Sarondrano and drive back to Tulear Airport. There, we board a plane and fly one hour up to Antananarivo, the capital where the journey began.


If the flight arrives in the morning, we have the opportunity to explore Antananarivo and its surroundings.

If the flight arrives late, we will be picked up at the airport and transferred to the hotel. Dinner will be served there or at a special restaurant.

Overnight stay at Villa Sibylle.

## Images



Day Description	Images
<p><b>Day 15 - Antananarivo and Surroundings</b></p> <p>Today is yours to design according to your personal wishes.</p> <p>Explore the city or take a trip to the <b>surroundings of Antananarivo</b>, where all kinds of fruits and vegetables are grown on large plantations.</p> <p>We highly recommend a visit to the <b>Lemurs Park</b> where you can get up close to the quirky primates.</p> <p>In the evening, make sure to indulge in the culinary delights of the island.</p> <p>We are happy to advise you and provide you with relevant addresses.</p>	



## Day Description

### Day 16 - Return Flight

Enjoy a day at leisure at Sibyllé before being transferred to the airport in time for your return flight.

We will take care of the export permits for the stones if it involves small quantities.

## Images





# Facts & Figures

Discover our mineralogical excursions and book your Day today!

Mineralogical Day Trip	Price per Person
2 to 3 guests	€2890
4 to 5 guests	€2820
6 to 7 guests	€2750
8 to 9 guests	€2680
10 guests and more	€2600

## Services

### Services

#### **What's included:**

A botanical guide throughout the entire journey;

A vehicle and driver throughout the entire journey;

Accommodation as indicated in the program;

Meals as indicated in the program;

Entrance fees to the specified parks and locations;

Local guides in the parks;

All transfers.

#### **What's not included:**

International and domestic flights;

Meals not specified in the program;

Tips and drinks;

Your personal insurances.

Visa fee: +/- €20.